

3 Ways to Incorporate FCS Data Into Your Accounting Process



FCS 
Roofing Software

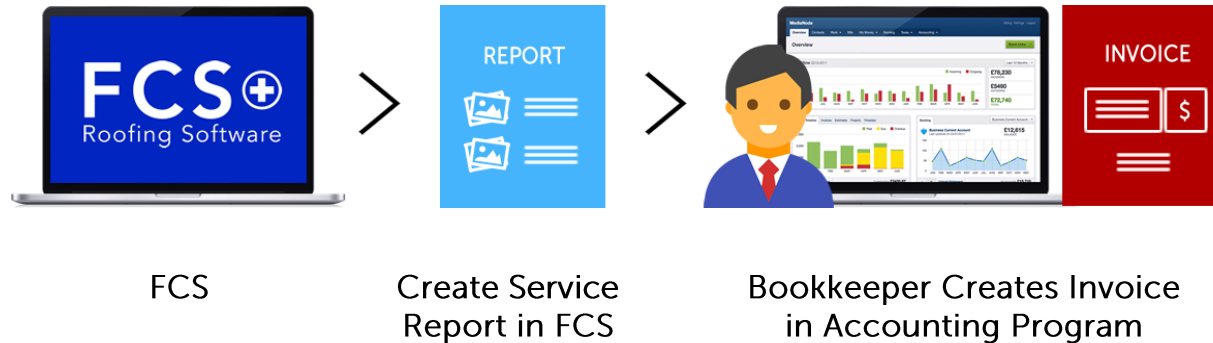
(855) 633-3327
Support@FCSControl.com
FCSControl.com

Contents

Option #1	1
Create Service Report in FCS and Create Invoice in Accounting Program	
Option #2	2
Create Service Report and Invoice in FCS, then Manually Enter Data into Accounting Program	
Option #3 (Most Used)	3
Create Service Report and Invoice in FCS, then Export Data and Import into Accounting Program	

Option #1

Create Service Report in FCS and Create Invoice in Accounting Program

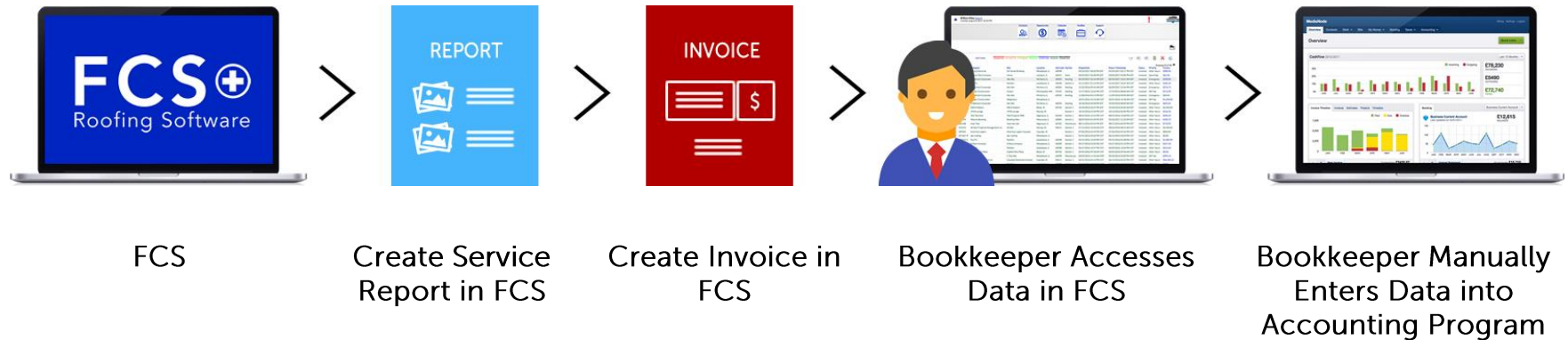


How to Get Started: No action needed.

NOTE: In using this option, there is a risk of having inconsistent data between FCS and your accounting program. Also, invoice and accounting data will be not be accessible in FCS. It will only be accessible in your Accounting Program.

Option #2

Create Service Report and Invoice in FCS, then Manually Enter Data into Accounting Program

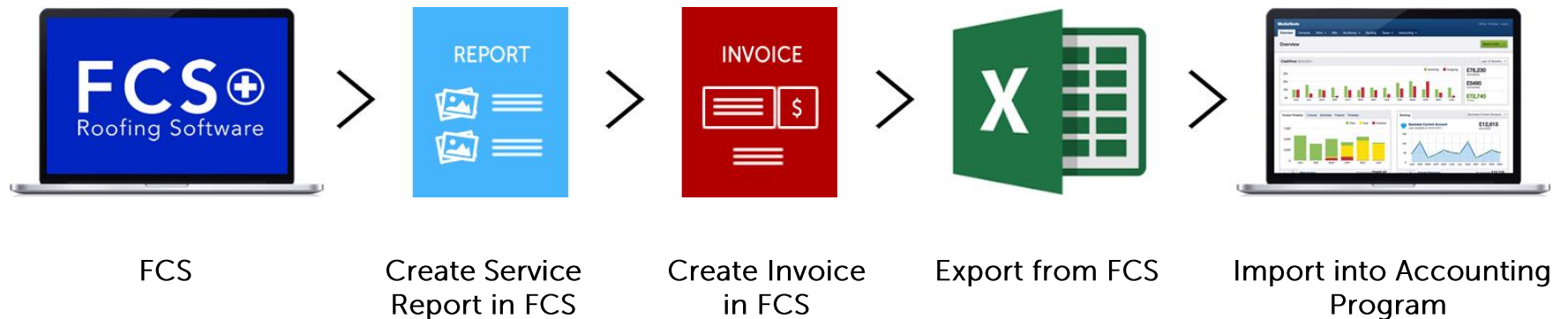


How to Get Started: Simply provide your bookkeeper with access to FCS. A member of your team will be responsible for communicating to your bookkeeper what data needs to be imported into your accounting program.

NOTE: In using this option, there is a risk of human error and inconsistent data between FCS and your accounting program.

Option #3 (Most Used)

Create Service Report and Invoice in FCS, then Export Data and Import into Accounting Program



How to Get Started: We are not accounting experts, but your FCS Account Manager understands the process and can custom format a FCS export template for you to enable you to perform a seamless data import into your accounting program. Simply contact your Account Manager at 855-000-000 to get started.

A member of your team will be responsible for communicating what data from FCS needs to be imported into your accounting program and will also be expected to provide us with an Accounts Receivable (A/R) template. Once your FCS export file is completed by your FCS Account Manager, a member of your team will be responsible for testing the export/import process and for documenting the process for the company.

NOTE: In addition to keeping all data in one central place (FCS), using this option ensures consistent data between FCS and your accounting program and leaves no room for human error.